

Fixed Glazing Flood Window

Water Tight

(water side is hinge side)

up to 1,5 m WS (water column)

Optional Audited Additional Functions

- Sound Insulation	up to 36 dB	tested acc. to EN ISO 10140-2
- Burglar Protection	RC2/RC3	tested acc. to EN 1627
- Air Tight	up to class 4	tested acc. to EN 1026
- Rain- and Fire-Water Tight	class 7A	tested acc. to EN 1027
- Thermal Insulation	up to 1,4 W/(m²K)	tested acc. to EN 10077
- Stainless Steel		

Range of Dimension


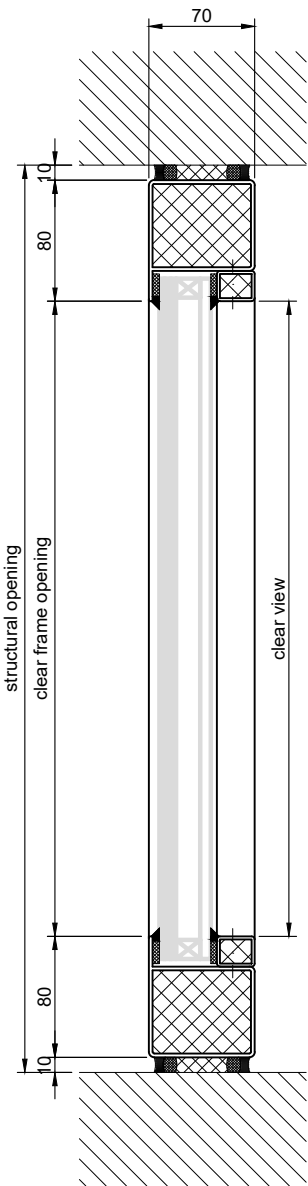
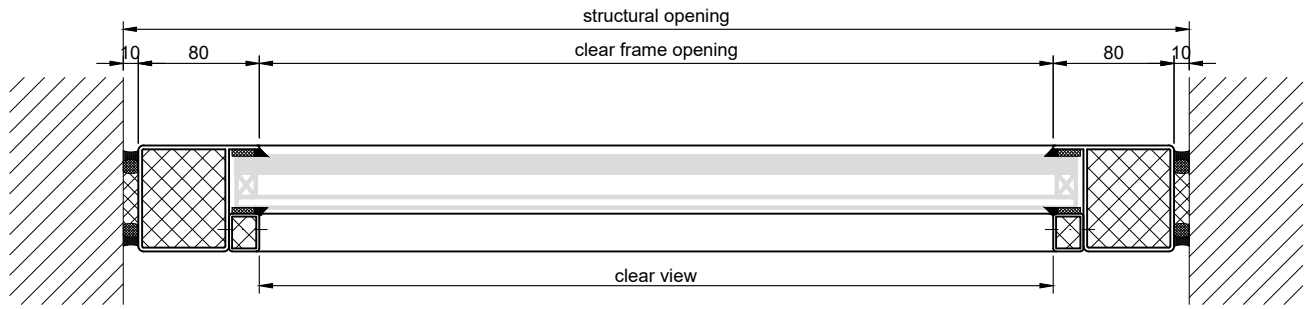
Width from 500 mm to 1000 mm
Height from 500 mm to 1500 mm

Technical Specification and Tender Text

Product:	HF 50 fixed glazing flood window brand Buchele
Door Type:	HF 50
Water Tight:	up to 1,5 m WS (water side is hinge side)
Structural Opening: x mm
Frame:	4-sided circumferential insulating block frame, 70 mm thick. Fixed glazing lug on one side and on one side glazing frame visibly screwed to the block frame on 4 sides.
Glazing:	Pressure-resistant safety glazing fitted flush into sealing.
Surface:	Frame galvanized und primed with 2K-PUR primer (Very High Solid) similar RAL 7035.

Supplementary Equipment

Stainless Steel:	Material 1.4301 (V2A) or 1.4404 (V4A), Surface mill finish or brushed.
Painted:	All parts painted in RAL-colours.



7.10.1_HF 50_EN

technical modifications reserved - edition 07/2024