

Single Leaf EI₂60 / T60 High Fire-Retardant Explosion Resistant Door

Fire Protection	EI₂60 / T60	tested acc. to EN 1634-1
Smoke Control (optional)	S_a, S₂₀₀ / RS	tested acc. to EN 1634-3
Self-Closing (optional)	up to C5	tested acc. to EN 1191
Blast Resistance	3 kPa	tested acc. to EN 13124-1

Certified in accordance with DIN EN 16034 / 14351-1 / 13241

General Building Approval as T60-1 (-RS) -FSA acc. to DIN 4102-5 / DIN 18095

Optional Audited Additional Functions

- Sound Insulation	up to 54 dB	tested acc. to EN ISO 10140-2
- Burglar Protection	RC2/RC3/RC4/RC5	tested acc. to EN 1627
- Bullet Resistance	FB4/FB6-NS	tested acc. to EN 1522
- Air Tight	up to class 4	tested acc. to EN 1026
- Rain- and Fire-Water Tight	class 6A	tested acc. to EN 1027
- Wind load Resistance	up to class C5	tested acc. to EN 1221
- Explosion Protection	up to zone 1/21	acc. to EN 1127-1 or ATEX 2014/34/EU
- Stainless Steel		

Range of Dimension

Range of Dimension for Doors **Width** from 625 mm to 1500 mm
Height from 1750 mm to 3000 mm

Range of Dimension for Hatches **Width** from 500 mm to 750 mm
Height from 500 mm to 1750 mm

Technical Specification and Tender Text

Product:	EI₂60 / T60 single leaf fire retardant explosion resistant door brand Buchele tested acc. to EN 1634-1 and EN 13124-1
Door Type:	PLANE Line PL 601 BASIC
Blast Resistance:	3 kPa
Structural Opening: x mm
Door Leaf:	Double-walled, planar 70 mm thick steel door leaf without hinge embossing, three sides rebated with thick rebate. Without bottom stop. Special insulating inserts fully laid-in and glued. Securing pin screwed in door leaf rebate.
Threshold:	Floor bracket as separation sill. Surface galvanized and welded to the frame.
Frame:	3-sided circumferential rebated corner frame with visible black coated intumescent material in rebate. High-quality multi chamber sealing profile adjustable fixed in the three-sided groove.
Hinges:	Three-part, height adjustable construction hinges with hinge pin retention and ball bearing spacer ring for smooth door movement.

Door Closer:	Door closer system with standard arm acc. to EN 1154 silver coloured mounted on hinge side.								
Fitting:	Mortise lock with latch lever function acc. to EN 12209 (prepared for installation of a profile cylinder lock, provided by customer). Door handle set in acc. to EN 1906 fixed pivoted synthetic material black in U-shape with rounded short-plate.								
Surface:	Door leaf and frame galvanized und primed with 2K-PUR primer (Very High Solid) similar RAL 7035.								
Installation:	<table> <tr> <td>masonry</td> <td>≥ 115 mm</td> </tr> <tr> <td>concrete</td> <td>≥ 100 mm</td> </tr> <tr> <td>areated concrete</td> <td>≥ 200 mm</td> </tr> <tr> <td>mounting wall F60</td> <td>≥ 125 mm</td> </tr> </table>	masonry	≥ 115 mm	concrete	≥ 100 mm	areated concrete	≥ 200 mm	mounting wall F60	≥ 125 mm
masonry	≥ 115 mm								
concrete	≥ 100 mm								
areated concrete	≥ 200 mm								
mounting wall F60	≥ 125 mm								

Alternative: PLANE Line PL 601 PREMIUM with flush mounted optics

Frame:	3-sided circumferential rebated PLANE Line special corner frame for flush mounted optics on hinge side. With visible, black coated intumescent material in rebate. High-quality multi-chamber sealing profile adjustable fixed in the three-sided groove.
Hinges:	Object hinges type VB-3D 160 adjustable in three dimensions. Fixture element with slide bearings inside for smooth door movement.
Door Closer:	Slide rail door closer system acc. to EN 1154 silver coloured mounted on hinge side.

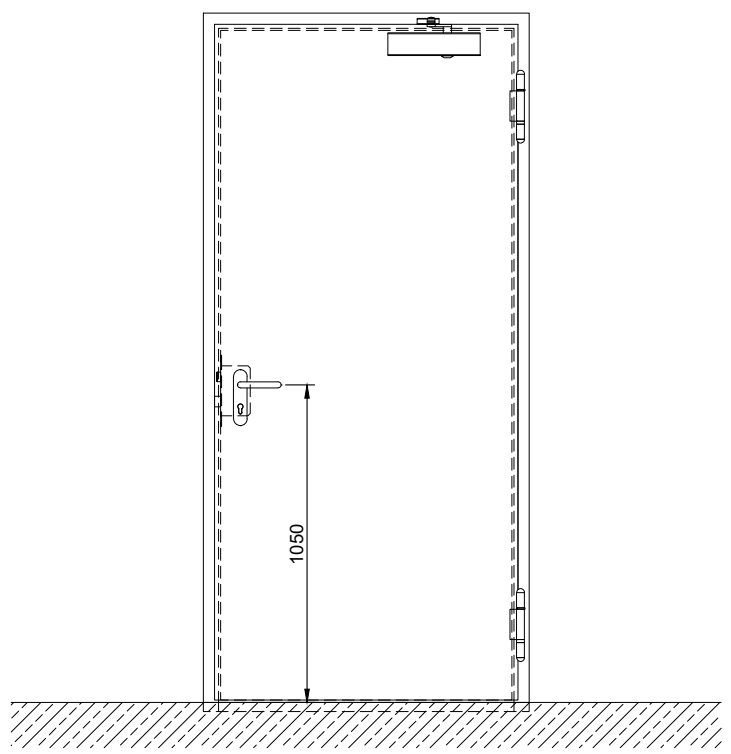
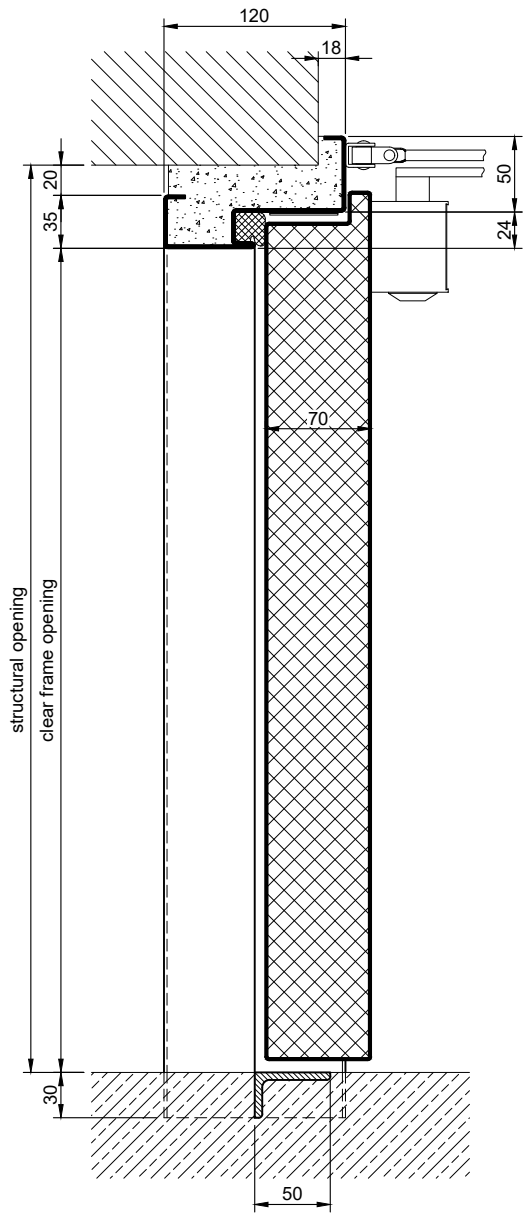
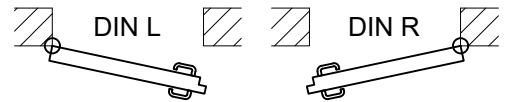
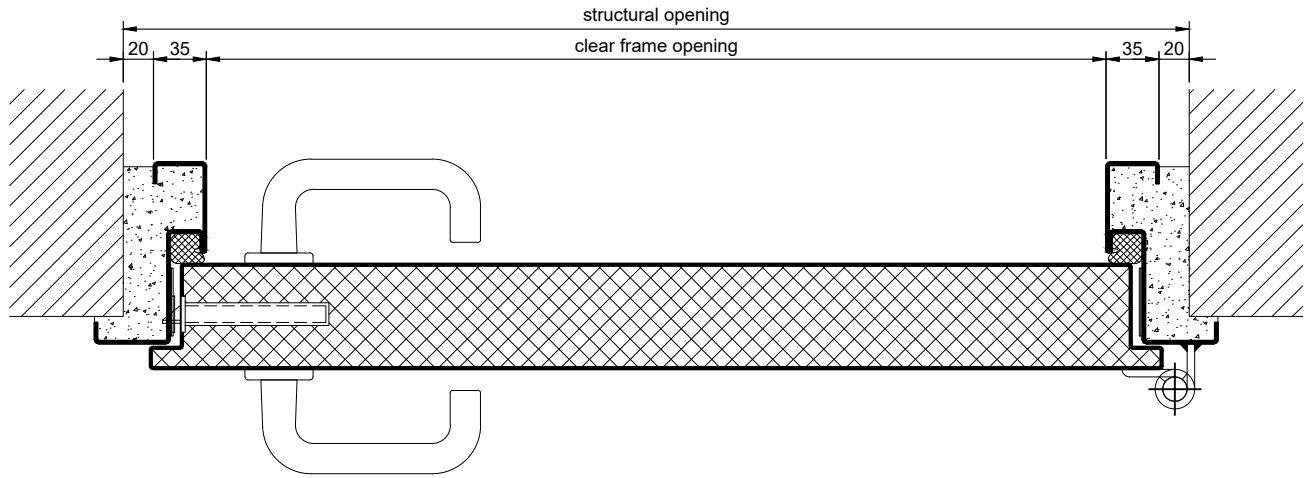
Alternative: PLANE Line PL 601 SUPERIOR with flush mounted optics

Frame:	3-sided circumferential rebated PLANE Line special corner frame for flush mounted optics on hinge side. With visible, black coated intumescent material in rebate. High-quality multi-chamber sealing profile adjustable fixed in the three-sided groove.
Hinges:	Concealed hinge system adjustable in three dimensions.
Door Closer:	Concealed slide rail door closer system acc. to EN 1154 integrated in frame and door leaf.

Supplementary Equipment

Glazing:	F60 fire-protective glazing fixed with profiled and visible screwed steel glazing bars. Minimum border 125 mm on side and top, base 300 mm.
Stainless Steel:	Material 1.4301 (V2A) or 1.4404 (V4A), Surface mill finish or brushed.
BUCHELE DELUXE:	The exclusive surface coating.

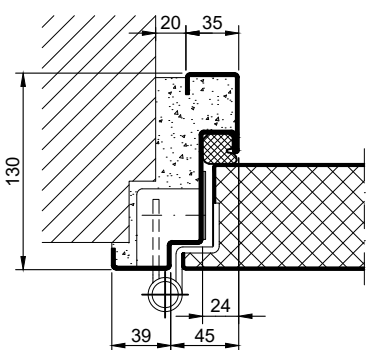
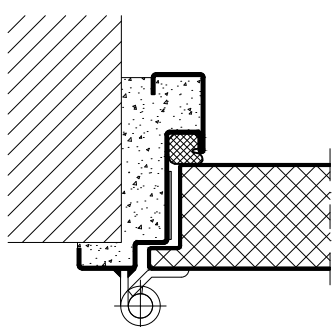
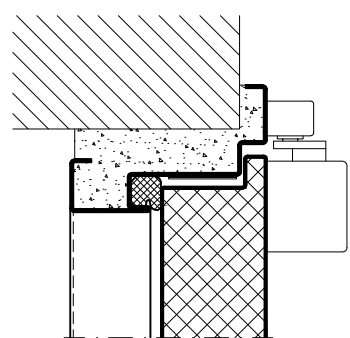
BASIC - Version



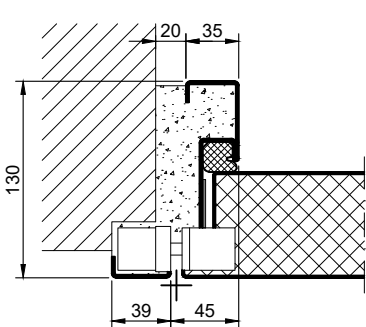
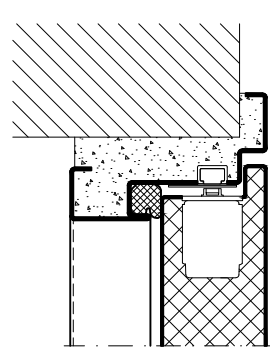
1.25.2_PLANE LINE PL 601 - 3 KPA_EN

technische Änderungen vorbehalten - Stand 05/2024

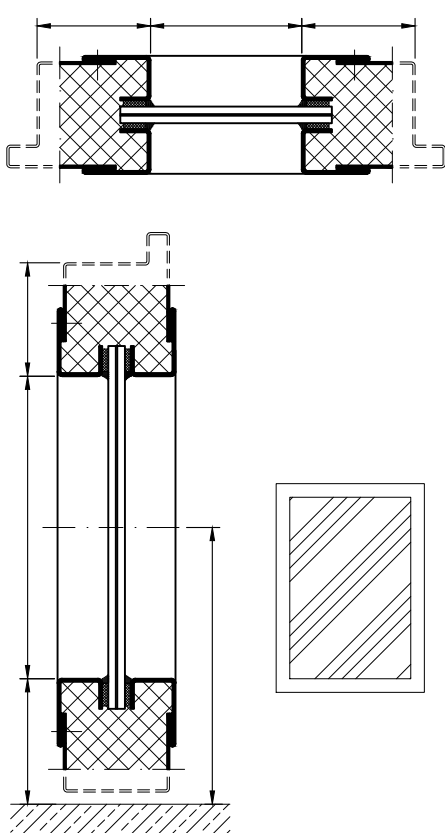
PREMIUM - Version

<p>object hinges VB-3D</p> 	<p>construction hinges</p> 	<p>slide rail door closer</p> 
--	--	---

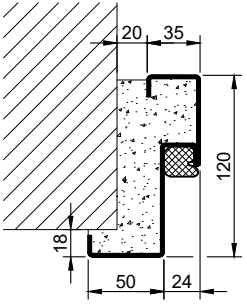
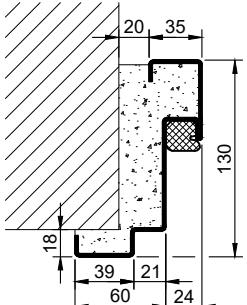
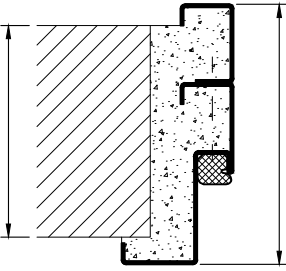
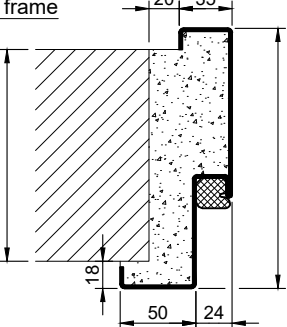
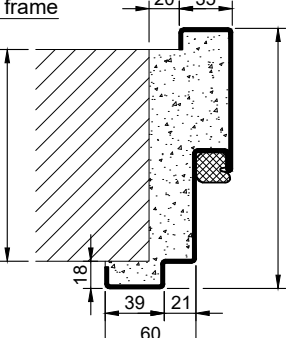
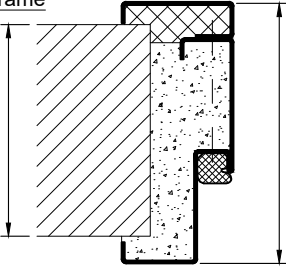
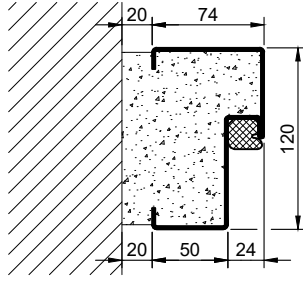
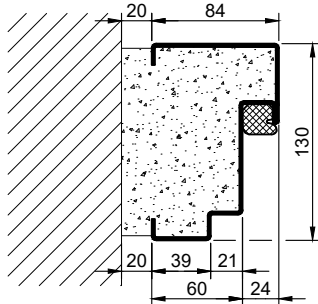
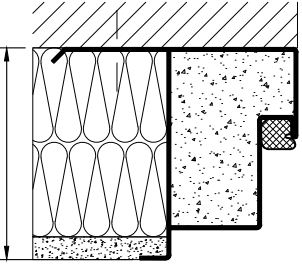
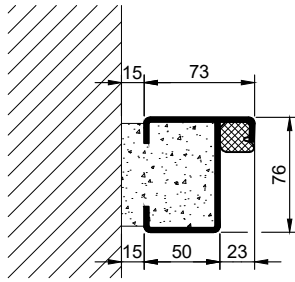
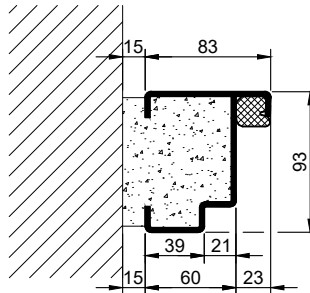
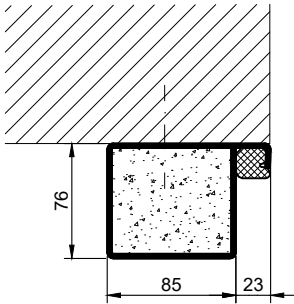
SUPERIOR - Version

<p>concealed hinges</p> 		<p>integrated door closer</p> 
--	--	--

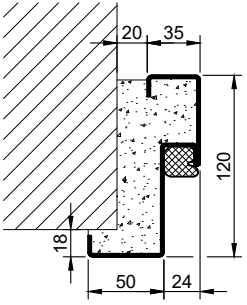
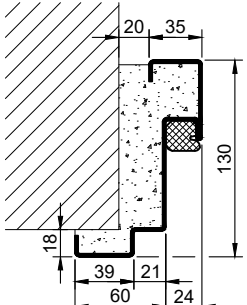
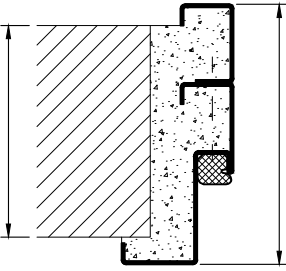
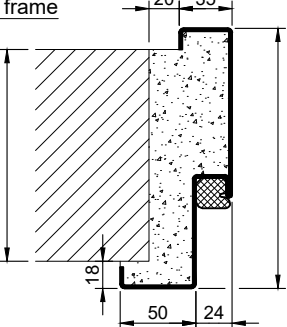
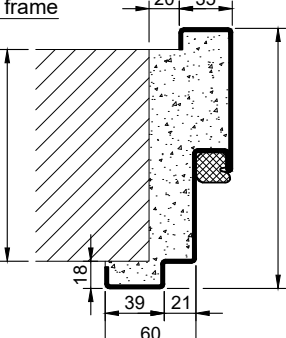
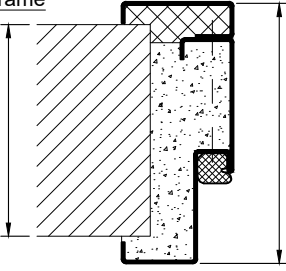
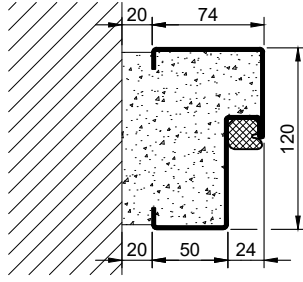

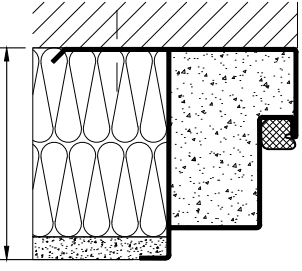
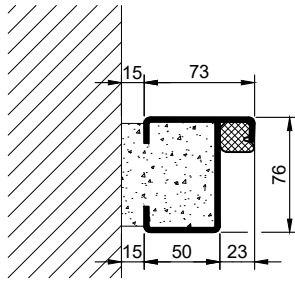
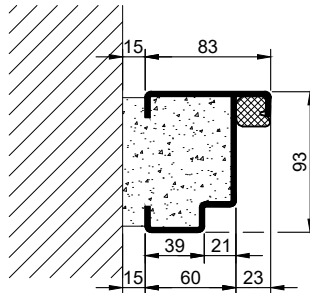
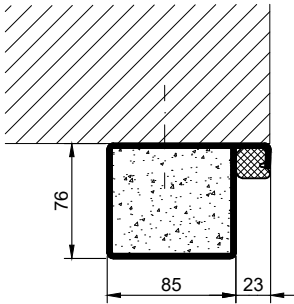
Options

<p>glazing</p> 		
--	--	--

1.25.2 PLANE LINE PL 601 - 3 KPA_EN

Frames BASIC	Frames PREMIUM/SUPERIOR	Variants (illustration BASIC)
<p>corner frame</p> 	<p>corner frame</p> 	<p>corner frame with additional frame</p> 
<p>encasing frame</p> 	<p>encasing frame</p> 	<p>encasing frame with counter frame</p> 
<p>block frame</p> 	<p>block frame</p> 	<p>jutted block frame</p> 
<p>profile block frame</p> 	<p>profile block frame</p> 	<p>pre-wall frame</p> 

1.25.2. PLANE LINE PL 601 - 3 KPA_EN

Frames BASIC	Frames PREMIUM/SUPERIOR	Variants (illustration BASIC)
<p>corner frame</p> 	<p>corner frame</p> 	<p>corner frame with additional frame</p> 
<p>encasing frame</p> 	<p>encasing frame</p> 	<p>encasing frame with counter frame</p> 
<p>block frame</p> 	<p>block frame</p> 	<p>jutted block frame</p> 
<p>profile block frame</p> 	<p>profile block frame</p> 	<p>pre-wall frame</p> 

1.25.2. PLANE LINE PL 601 - 3 KPA_EN